

Some important notes on Alucitidae (Lepidoptera) of Papua, Indonesia, with description of a new species

Henk van Mastrigt¹ and Cees Gielis²

¹Kelompok Entomologi Papua, Kotakpos 1078, Jayapura 99010, INDONESIA
Email: entopapua@yahoo.com.au; hevamas@yahoo.com.au

²Mr. Haafkensstraat 36, NL-4128 CJ Lexmond, THE NETHERLANDS
Email: c.gielis@net.hcc.nl

Suara Serangga Papua 4(2): 34 - 39

Abstract: Recently Dr. Cees Gielis published an article of Alucitidae of New Guinea, with a checklist of the species, including seventeen new described species from Papua, Indonesia. Some errors in above mentioned article are corrected here, a new species is described and the checklist and pictures of species are presented here once again.

Ikhtisar: Baru-baru ini Dr. Cees Gielis terbitkan suatu karangan mengenai Alucitidae dari New Guinea, dengan *checklist* of NG species, termasuk tujuh belas spesies baru dari Papua, Indonesia. Beberapa kekeliruan dalam karangan tersebut dibetulkan di sini, suatu spesies baru diletakkan dan *checklist* dan foto-foto disajikan di sini sekali lagi.

Keywords: *Alucita*, checklist, corrections, spec. nov.

Abbreviations

- Gn. - Gunung (Mount)
Kab. - Kabupaten (sub-province)
Kec. - Kecamatan (District)
KSP - Koleksi Serangga Papua (Collection of Papuan Insects), Jayapura, Indonesia
NG - New Guinea
Peg. - Pegunungan (Mountains)
ZMAN - Zoölogisch Museum Amsterdam, The Netherlands

Introduction

After the publication on new Alucitidae of Papua, Indonesia, by Cees Gielis (2009) was released, in which he described 17 new species from Papua, a new species of *Alucita* was recorded from Nipsan, Papua, which is described here. In the above mentioned publication were some mistakes, which are corrected here.

Finally, to be complete and to support the study of insects in Papua, the illustrations and the checklist are given here once more.

Important emendation

In the above mentioned publications of Cees Gielis a new described species is in the abstract, taxonomy and throughout the general text consequently named *Alucita walmakensis*. However, erroneously as title of the description (page 24), it is spelled as "*Alucita walmakiensis*". As the first mentioned name in the publication (and the intention of the author) is *Alucita walmakensis*, the spelling as *walmakiensis* is *lapsus calami*.

Corrigenda

In the above mentioned publication Cees Gielis mentioned that the material of Papua is stored in and belong to ZMAN. However, nine of the specimens actually belong to KSP and were in loan to ZMAN. Those nine species are:

Alucita abenahoensis: Holotype ♀: (Indonesia), Irian Jaya, Kec. Abenaho, Pass Valley, 1850 m, 13-20.V.1999 (H. van Mastrigt)

A. aramsolkiensis: Holotype ♂: (Indonesia), (Papua), Aramsolki, 5.XI.(19)75 Irian Jaya, Kec. Abenaho, Pass Valley, 1850 m, 13-20.V.1999 (H. van Mastrigt)

A. argyropodia: 1♂, Irian Jaya, Kec. Borme, Borme, 900 m, 17-24.IX.1998 (H. van Mastrigt)

A. micrographa: 1♂, Irian Jaya, Lembah Kamu, Moanemani, 1645 m, 27-28.II.1995 (H. van Mastrigt)

A. papuaensis: Holotype ♂: (Indonesia), Irian Jaya, Kec. Abenaho, Pass Valley, 1850 m, 13-20.V.1999 (H. van Mastrigt)

A. vanmastrigti: Holotype ♂, Indonesia, Papua, Kec. Borme, Borme, 900 m, 17-24.IX.1998 (H. van Mastrigt)

A. withaari: Holotype ♂, (Indonesia), Papua, Mamberamo-Tengah, Maria Valen, Gn. Acaua, 540 m, 17-20.VII.2004 (H. van Mastrigt)

A. zumkehrri: Holotype ♂, (Indonesia), Papua, Mamberamo-Tengah, Maria Valen, Gn. Acaua, 540 m, 17-20.VII.2004 (H. van Mastrigt)

A. zwieri: Holotype ♂, Indonesia, Papua, Kab. Sarmi, Peg. Foja, 1650 m, 2° 34,5' S; 138° 42,9' E, 23.XI-7.XII.2005 (H. van Mastrigt)

Alucita ochrobasalis spec. nov.

Figs 1, 2

Material: Holotype ♂: Indonesia, Papua, Kab. Yahukimo, Distr. Nipsan, Walmak, 1710 m, 4° 07'S; 138°36'E, 24-29.X.2008 (R. de Vos & P.J. Zumkehr), gent. CG 6405 ZMAN.

Diagnosis: The species is closely related to *Alucita semophantis* (Meyrick, 1929), but differs in fore wing with brown apices of first and second lobe; the more extensive dark grey colour on fore wing; in hind wing ochreous-orange basal part of lobes, and the absence of scale bristles on lobes 4 and 5. In the male genitalia the uncus is bilobed, and the aedeagus with terminal field of spiculae.

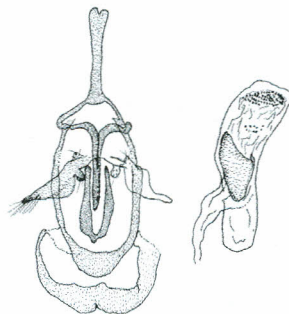
Description: Wingspan 19 mm. Head descaled. Antenna faintly ringed grey-brown and brown. Palps whitish, laterally grey in first and basal half of second segment; first and second segment almost of equal length; second segment with numerous projecting scales; dark grey band around third segment. Thorax descaled. Tegulae grey-white. Abdomen ochreous, with dark brown scales dorso-lateral. Fore leg white, laterally grey in femus, tibia and tarsal segments. Mid and hind leg ochreous-white. Forewing white with brown-grey markings: five spots on lobe 1: terminal a double spot; the white colour reduced in second lobe; third to fifth lobe with dark grey scale patches subterminal. Underside grey.

Hind wing basally in lobes ochreous-orange, although poorly expressed in lobes 5 and 6. Terminally of pale grey, with some black dots. Underside as above, but less well expressed. Male genitalia. Symmetrical. Valve triangular, with acute tip; tip with pronounced setae, basally with two tubelculi. Uncus bilobed, long and slender. Tegumen arched. Socius as long as uncus, with acute tip. Saccus extended, arched, widened at bottom. Anellus arms slender, half the length of saccus. Aedeagus long and wide, almost $\frac{2}{3}$ of genital length; central with sclerotized, triangular plate, and in tip a field of minute spiculae, between triangular plate and tip scattered spiculae. Female genitalia: Unknown.

Ecology: The moth flies in October, at an altitude of 1700 meters. The host plant is unknown.

Distribution: Indonesia: Papua, Yahukimo region.

Etymology: The name *ochrobasalis* reflects the ochreous-orange colour in the basal half of the hind wings.



Figs 1-2. *Alucita ochrobasalis* spec. nov.: 1. upperside; 2. male genitalia: aedeagus with cornuti (same scale)

Addenda and corrigenda:

Some important notes on Alucitidae (Lepidoptera) of Papua, Indonesia, with description of a new species

Henk van Mastrigt & Cees Gielis

This publication was printed in SUGĀPA 4(2): 34-39. However, unfortunately some important printing errors were made which may cause some confusion or misinterpretation. Therefore it is necessary to present an addenda and corrigenda as given below. In the colour plates the figures 14, 15, 16, 18 and 19 are replaced by the right one; and the explanation of figure 20 is replaced by *A. eudasys*.

Finally, in the checklist, the last name is completed with author, year and number of figure.

E	<i>Alucita brachyophimus</i> (Hering, 1917)	
W	<i>A. anticoma</i> (Meyrick, 1929)	Fig. 03
W	<i>A. argyrosodia</i> (Diakonoff, 1954)	Fig. 04
E	<i>A. cymographa</i> (Meyrick, 1929)	
W	<i>A. deboeri</i> Gielis, 2009	Fig. 05
W	<i>A. dejongi</i> Gielis, 2009	Fig. 06
W	<i>A. niphadosema</i> (Diakonoff, 1954)	Fig. 07
E	<i>A. ochraspis</i> (Meyrick, 1929)	
W	<i>A. wamenaensis</i> Gielis, 2009	Fig. 08
W	<i>A. aramsolkiensis</i> Gielis, 2009	Fig. 09
W	<i>A. lackneri</i> Gielis, 2009	Fig. 10
W	<i>A. mabilabolensis</i> Gielis, 2009	Fig. 11
W	<i>A. rutteni</i> Gielis, 2009	Fig. 12
W	<i>A. walmakensis</i> Gielis, 2009	Fig. 13
W	<i>A. zumkehri</i> Gielis, 2009	Fig. 14
W	<i>A. micrographa</i> (Diakonoff, 1954)	Fig. 15
W	<i>A. withaari</i> Gielis, 2009	Fig. 16
W	<i>A. ochrobasalis</i> spec. nov.	Fig. 01
EW	<i>A. semophantis</i> (Meyrick, 1929)	Fig. 17
W	<i>A. abenahoensis</i> Gielis, 2009	Fig. 18
E	<i>A. baliochlora</i> (Meyrick, 1929)	
W	<i>A. devosi</i> Gielis, 2009	Fig. 19
E	<i>A. eteoxantha</i> (Meyrick, 1929)	
W	<i>A. eudasys</i> (Diakonoff, 1954)	Fig. 20
E	<i>A. eurynephala</i> (Meyrick, 1929)	
W	<i>A. manneringi</i> Gielis, 2009	Fig. 21
E	<i>A. microdesma</i> (Meyrick, 1929)	
W	<i>A. nipsana</i> Gielis, 2009	Fig. 22
W	<i>A. papuaensis</i> Gielis, 2009	Fig. 23
W	<i>A. vanmastrigti</i> Gielis, 2009	Fig. 24
W	<i>A. xanthozona</i> (Diakonoff, 1954)	Fig. 25
W	<i>A. zwieri</i> Gielis, 2009	Fig. 26
EW	<i>Hebdomactis crystallodes</i> Meyrick, 1929	Fig. 27
EW	<i>Triscaedecia septemdactyla</i> (Pagenstecher, 1900)	Fig. 28



3



4



5



6



7



8



9



10



11



12



13



14



15



16



17


Figs 3-17. Uppersides of *Alucita* sp.: 3. *A. anticoma*; 4. *A. argyrospecta*; 5. *A. deboeri*; 6. *A. dejongi*; 7. *A. niphadosema*; 8. *A. wamenaensis*; 9. *A. aramsolkienensis*; 10. *A. lackneri*; 11. *A. mabilabolensis*; 12. *A. rutteni*; 13. *A. walmakensis*; 14. *A. zumkehreri*; 15. *A. micrographa*; 16. *A. withaari*; 17. *A. semophantis*.



18



19



20



21




22




23



24




25



26



27



28

Figs 18-26. Uppersides of *Alucita* sp. (continued): 18. *A. abenahoensis*; 19. *A. devosi*; 20. *A. eudasys*; 21. *A. manningi*; 22. *A. nipsana*; 23. *A. papuaensis*; 24. *A. vanmastrigi*; 25. *A. xanthozona*; 26. *A. zwieri*.

Fig. 27. Upperside of *Hebdomactis crystallodes*.

Fig. 28. Upperside of *Triscaedecia septemdactyla*.

Reference

Gielis, Cees. 2009. Additions to the Alucitidae of Papua, Indonesia (Lepidoptera) - *Boletín Sociedad Entomológica Aragonesa*, n° **44** (2009): 15-33.